



## About us

was created by us open and creative people. We were united by our admiration for the technical and aesthetic qualities of steel and its phenomenal versatility. It is thanks to this material that such engineering wonders as the Eiffel Tower or the Brooklyn Bridge were created. Initially hidden under neo-Gothic facades, only later it was appreciated for its beauty. It was its industrial character that gave rise to the raw elegance of the industrial style in architecture and design. With it, it also entered the interiors of our homes, where light, glazed steel structures allow you to create a bright and open space, yet cosy and stylish.

We mainly manufacture interior doors and loft-style steel structures. We also make furniture and walk-in shower enclosures. Among our clients are private individuals as well as shops, hotels and restaurants.



## Production

Qualified and experienced staff, using modern tools and proven materials, transforms raw metal and glass into stylish interior elements.

We are proud of our custom handmade structures. Care for details and product quality is an inseparable element of our work.



From the use of the best materials, through the design created in cooperation with the client, to production, its with you at every stage of the implementation of your order.

## Steel profiles - two systems

### Slim System

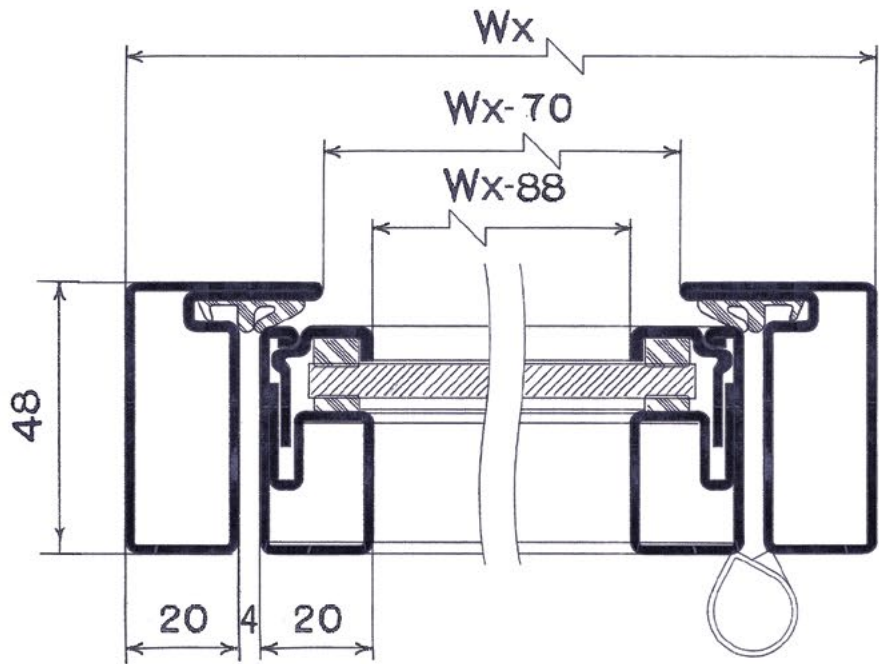
Slim-type constructions are characterized by lightness and timeless minimalism. They allow you to create modern, open spaces in almost any interior.

The Slim System is based on elements made of the highest quality galvanized or black steel. The appropriate cross section and shape of the material used guarantees the stiffness and safety of the structure with a relatively small thickness of the outer wall. These parameters, combined with the innovative method of fixing the glass make it possible to produce extremely thin door frames that will last for many decades.

### Industrial System




The Industrial system is based on metallurgical profiles. It directly refers to the classic steel joinery of bygone eras. It is distinguished by the characteristic structure of thick-rolled steel.

It will create an authentic, industrial atmosphere wherever it is desired.




Our products are covered with the highest quality powder paints of renowned brands in the selected colour, structure and gloss level, using the entire range of RAL, NCS and other pallets. We also use unusual products, thanks to which we obtain special effects such as metallic, pearly.

It is worth to note that powder paints are completely safe for environment and people because no harmful solvents are used in the painting process.




## Product

In our offer you will find custom made glazed steel doors, loft-style partition walls and walk-in shower enclosures.




Our custom-made products are designed to fit any type of interior, delicately emphasize the character of the rooms and provide plenty of light.

## Door

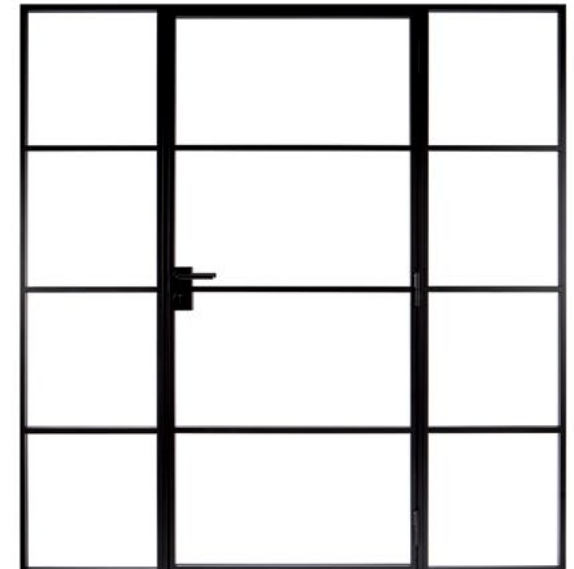


Single-leaf door with double side lever handle




Pivot type door

## Glass walls




Single-leaf door with double side lever handle and side panels



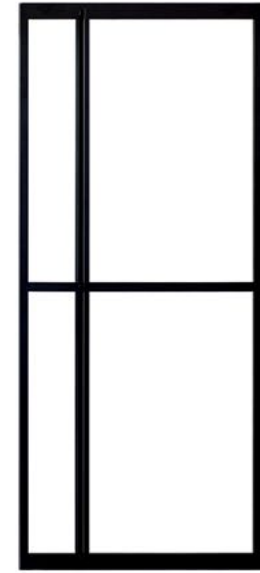
Single-leaf door with a pull handle




Single-leaf door with double side lever handle




Double-leaf door with pull handles




Single-leaf door with double side pull handle



Single-leaf door with side panels




Single-leaf door with double side lever handle, side panel and fanlight

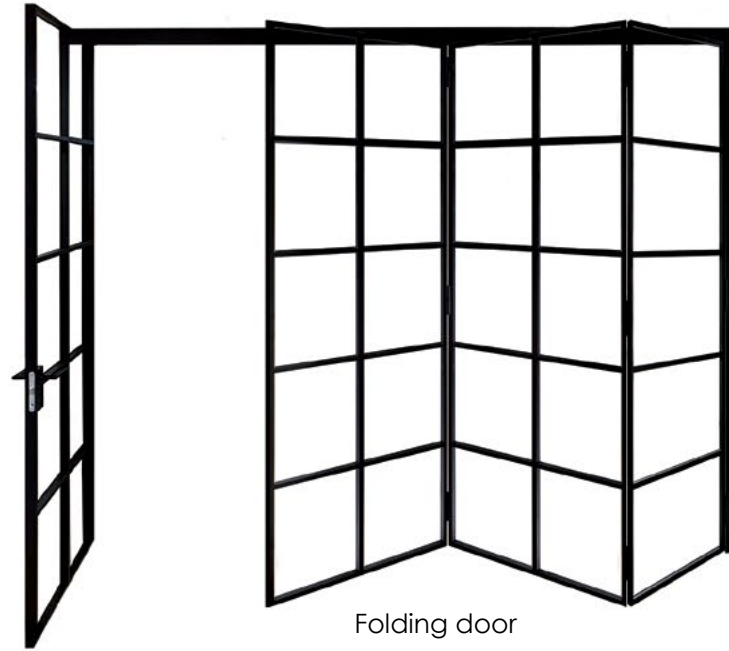


Single-leaf door with side panels

Other



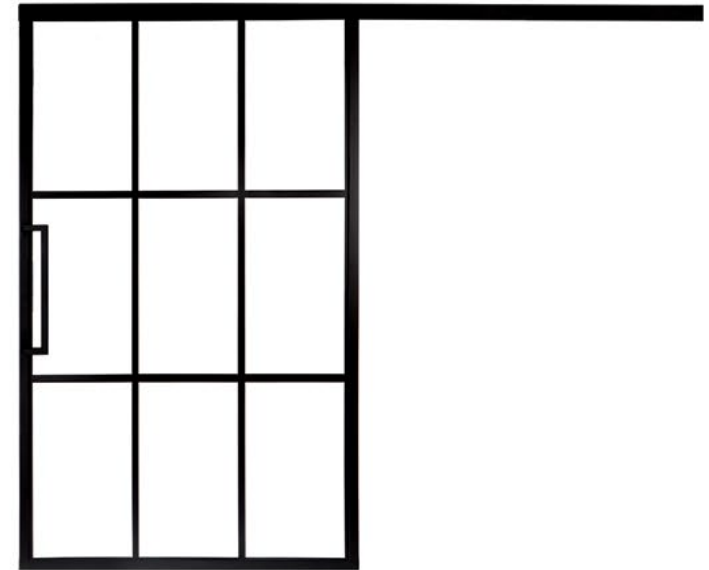
Folding door



Folding door



Double-leaf sliding door



Single-leaf sliding door

## Accessories

Our steel joinery can be equipped with pull handles of various shapes and sizes. The ready-made elements that we use, such as lever handles and hinges can be selected from our offer or elements available on the market.



Construction or glued-on sash bars that we install allow us to give the glazing an appearance adapted to the client's needs.

Lever handles



Pull handles



Muntins



Hinges



## Glass

Cooperation with leading suppliers of glass allows us to use this material in modern, technically demanding constructions, while maintaining high aesthetic values and durability.



In our products, we use tempered or laminated glass of different colour and structure depending on the customer's request.



Transparent Glass



Graphite glass



Decomat (low-transparency frosted glass)

Matt (frosted glass)

Flutes matt glass

Masterline



Brown glass

Black glass

Mirror glass

One-way mirror glass

## Our projects

We've successfully completed many projects for individual clients, offices, hotels, restaurants and shops.

Among these projects there are loft-style partition walls, glazed steel doors, walk-in shower enclosures and interior design elements. We proudly present some of them.







